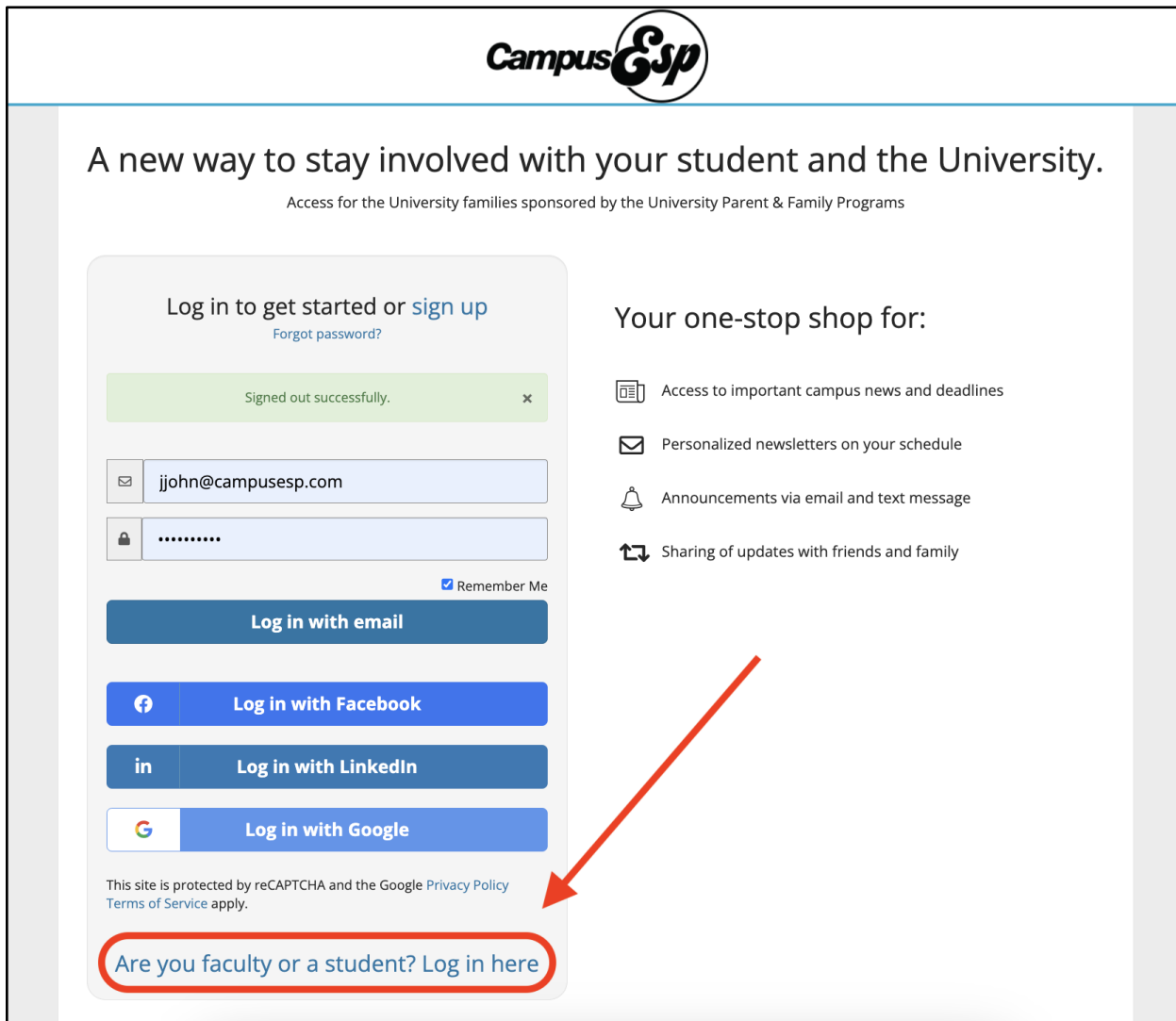


FERPA for Students

Granting New Access

To grant access, go to the The Montevallo Parent & Family Portal and click on the link that says “Are you a student or faculty? Log in here.”



The screenshot shows the CampusEsp login interface. At the top is the CampusEsp logo. Below it is the heading "A new way to stay involved with your student and the University." followed by the subtext "Access for the University families sponsored by the University Parent & Family Programs". The main login area on the left contains the text "Log in to get started or [sign up](#)" with a "Forgot password?" link. Below this is a green notification bar that says "Signed out successfully." with a close button. The login form includes an email field with "jjohn@campusesp.com", a password field with masked characters, and a "Remember Me" checkbox. There are four login buttons: "Log in with email", "Log in with Facebook", "Log in with LinkedIn", and "Log in with Google". At the bottom of the login area, it states "This site is protected by reCAPTCHA and the Google Privacy Policy Terms of Service apply." A red circle highlights the link "Are you faculty or a student? Log in here" at the bottom of the login area. A red arrow points from the right side of the page towards this link. On the right side of the page, under the heading "Your one-stop shop for:", there is a list of services: "Access to important campus news and deadlines", "Personalized newsletters on your schedule", "Announcements via email and text message", and "Sharing of updates with friends and family".

You will be taken to a sign-in page. Enter your University of Montevallo email and Password and click “Log In.”

After you log in, you will be taken to the Connections page where you can click “Add My First Connection.”

Connections



No active connections

Add a connection to share academic and financial records with a parent, family member or supporter. Your connections will get notified about student data changes to help support your progress! You can update or remove record access at any time.

[Add My First Connection](#)

Enter the person's email address and use the drop-down menu to select their relationship to you. Click "Continue."

Who do you want to connect with?

Enter their email address and relationship to you.

Connection's email address

example@email.edu

What is their relationship to you?


Select relationship

[Continue](#)

[Cancel](#)

Select the records you would like to share. You may either select to share all available records or individually select the records you'd like to grant access to. Then, select "Grant Access" at the bottom of the screen.

Select records to share with



Rebecca McCrory

rmccrory+1@campusesp.com

Mother

Edit or remove access to records at any time by checking specific boxes, and clicking "Continue" at the bottom.

Records available to share

These are records you can grant access to. [Select all](#)

Academic Information

Class Schedule/Enrollment

View student course schedule, credit hours, and other status information including degree, major and class year.

☒

Grade(s) Information

View student course grades. Final grades will be posted at the end of each semester.

☒

Financial Information

Holds on Account

Get notified when there's a new hold on the student account, along with a description of the hold type.

☒

Financial Aid Information

View a list of student financial aid awards, the expected amount offered and whether the payment has been made

☒

Account Balance

View the student account balance, and get notified about any outstanding charges.

☒

Continue

Cancel

You will see a green banner at the top of the page if your connection request has been successfully sent to the person you granted access to. They will receive an email detailing your connection request. You'll receive an email notification if the person confirms your connection request to view aspects of your student record.

And now, feel free to repeat this process if you would like to grant access to additional parents, family members, supporters, etc. You can grant access to anyone who supports you!

Your connection request has been successfully sent to Rebecca McCrory!

Connections

Add Connection

Awaiting Confirmation



Rebecca McCrory


rmccrory+1@campusesp.com

Mother - Invited less than a minute ago



Approving Requested Access

If you have a request outstanding in the The Montevallo Parent & Family Portal, you'll receive an email that looks like this. You can click on the button to "Click here to approve this request" if you would like.



You have a new connection request!

January 1, 2025

Dear Student Name,

Parent Name is requesting your consent and permission to access your educational records. You may approve or decline this request, and you may revoke permissions at any time.

[Click here to approve this request](#)

Parent Name is requesting access to the following educational resources:

- **Class Schedule/Enrollment**
View student course schedule, credit hours, and other status information including degree, major and class year.
- **Grade(s) Information**
View student course grades. Final grades will be posted at the end of each semester.
- **Holds on Account**
Get notified when there's a new hold on the student account, along with a description of the hold type.
- **Financial Aid Information**
View a list of student financial aid awards, the expected amount offered and whether the payment has been made
- **Account Balance**
View the student account balance, and get notified about any outstanding charges.

If you grant permission to Parent Name to view the above records, they will be able to access this information in The University Family Hub. You may update your permission levels at any time by visiting [your student page](#).

University Parent and Family Programs

You can also grant access by going to the The Montevallo Parent & Family Portal and clicking on the link that says "Are you a student or faculty? Log in here."




A new way to stay involved with your student and the University.

Access for the University families sponsored by the University Parent & Family Programs

Log in to get started or [sign up](#)

[Forgot password?](#)

Signed out successfully. x





☒ Remember Me

Log in with email



Log in with Facebook



Log in with LinkedIn



Log in with Google

This site is protected by reCAPTCHA and the Google [Privacy Policy](#) and [Terms of Service](#) apply.

[Are you faculty or a student? Log in here](#)

Your one-stop shop for:



Access to important campus news and deadlines



Personalized newsletters on your schedule



Announcements via email and text message



Sharing of updates with friends and family

You will be taken to a sign-in page. Enter your University of Montevallo Username and Password and click "Log In."

Click the connection request for which you would like to approve access.

Connections

[Add Connection](#)

NEW Connection Requests



Fernando Cuaya


fcuaya@campusesp.com

Father - Requested 1 minute ago



Select the records for which you would like to edit access. You may select to share all records or to individually select the records you'd like to share with the person who requested access. Click “Grant Access.”

Select records to share with



Fernando Cuaya
fcuaya@campusesp.com

Father - Requested less than a minute ago

Grant access to records by checking specific boxes, and clicking “Grant Access” at the bottom.

Records requested

These are records being requested for access to. [Select all](#) ☒

Academic Information

Class Schedule/Enrollment
View student course schedule, credit hours, and other status information including degree, major and class year.

☒

Grade(s) Information
View student course grades. Final grades will be posted at the end of each semester.

☒

Financial Information

Holds on Account
Get notified when there's a new hold on the student account, along with a description of the hold type.

☒

Financial Aid Information
View a list of student financial aid awards, the expected amount offered and whether the payment has been made

☒

Account Balance
View the student account balance, and get notified about any outstanding charges.

☒

Grant Access

Back to Connections


If the update to your connection was successful, you'll be taken back to the Connections screen and see a green banner at the top confirming that the connection has been updated.

Your connection with Fernando Cuaya has been updated.

Connections

Add Connection

Active Connections



Fernando Cuaya
fcuaya@campusesp.com

Father - Accepted less than a minute ago ▶