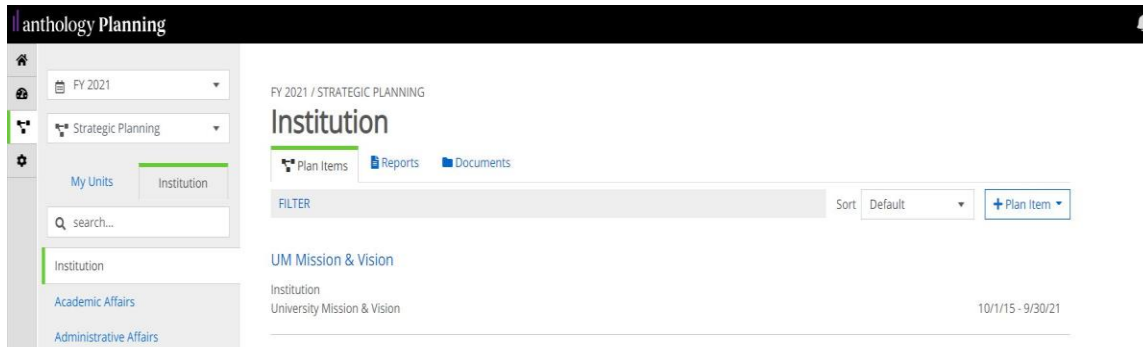


# Entering SLO Results and Plans into Anthology

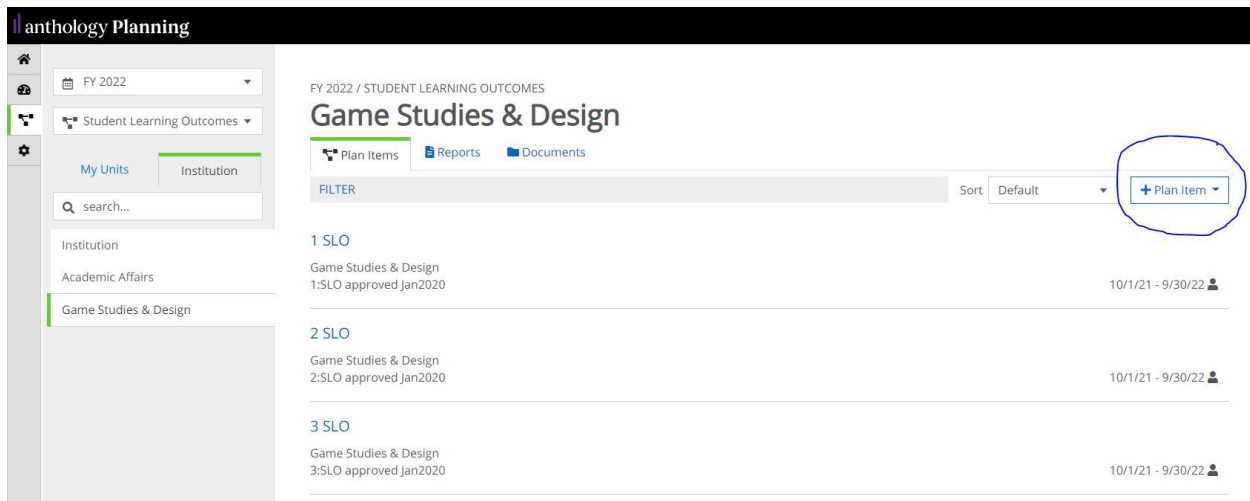
When you first enter the system you will see a more watered down version of this screen



## Entering Your New (FY2022) Student Learning Outcomes

1. Where the above picture shows “FY2021”, you can select your appropriate SLO planning year. In this case you will select “FY2022”.
2. Where the above picture shows “Strategic Plan”, you will want to select “Student Learning Outcomes”
3. You can then click “My Unit” to get to your specific academic unit.

You will then see a screen that looks like this for your specific unit **already populated with SLO information from your FY2021 SLO plan. Note that this is a change from prior years’ practice.**



4. Where you see under Filter and SLO from last year” you should click, open and review.

5. If you do not want to keep a particular, existing SLO you can simply delete the SLO after opening, scrolling to the bottom of the screen and selecting delete in the far left hand corner.

A screenshot of a software interface. At the top, there is a large empty rectangular box. Below it, the text "Providing Department \*" is followed by a blue checkmark icon and the text "Game Studies & Design". Below that, the text "Progress" is followed by a dropdown menu. At the bottom left, there is a trash can icon and the text "Delete". At the bottom right, there are two buttons: "Read View" and "Done".

6. You can also choose to create an SLO from scratch, by selecting "+Plan Item" shown on the landing page for your Unit SLOs. When you click that button you will be given this set of options:

A screenshot of a dropdown menu. The menu is open, showing two options: "SLO" and "SLO approved Jan2020". Below the menu, the text "10/1/21 - 9/30/22" is displayed next to a person icon.

You should always select "SLO approved jan2020". **Note that being able to create your own new SLO is a change from prior years' practice.**

7. You can edit any one of your existing SLO's as needed to reflect your FY2022 outcomes or you enter information anew into the newly created SLO.

## Edit Plan Item

Template: SLO approved Jan2020

Number \*

Start \*

End \*

Title \*

In the previous academic year's SLO report, the following planned changes to the program based on the analysis of the data were indicated.

*This item was copy/pasted from your report last year.*

File Edit View Insert Format Tools Table
← → Paragraph <b>B</b> <i>I</i> [List icons]
2019-2020 GSD SLO 1 - Students will understand the fundamentals of permutations, combinations, and probabilities.
Math 202 was not taught in the 2019-2020 academic year.

Were the planned changes from the previous academic year's report successfully implemented as indicated?

*Yes or No? If no, explain why. If yes, attach any documentation of implementation such as syllabi with changes highlighted, assignments, meeting minutes, program change forms, course proposal forms, etc.*

- You should populate the starred fields in this form with the appropriate information. Typically, your Start and End will be prepopulated with the appropriate FY in question. Your number is simply a number - your preferred numbering system for you SLOs. You should enter a Title that accurately and succinctly defines the outcome in question.
- The next 2 categories of information relate to planned changes from your last SLO Assessment Results report (FY2021 which you will have completed right prior to entering data for your FY2022 plan). What gets entered in the following box,

***“In the previous academic year's SLO report, the following planned changes to the program based on the analysis of the data were indicated.”***

Should be the same language from the prior year's information (FY2021) entered into a box which is further down, near the bottom of your prior year's SLO form. That box reads,

***“What changes will be made to the program in the upcoming academic year to improve or further improve student learning based on the analysis of the data?”***

You can simply copy and paste that information from your FY2021 completed SLO Assessment.

10. You will not be entering any information into the next box for your FY2022 SLO Plan, which reads,

***“Were the planned changes from the previous academic year's report successfully implemented as indicated?”***

Plans

Math 202 was not taught in the 2019-2020 academic year.

Plan Item Files + File + Folder  
There are no attachments.

Student Learning Outcome Description

Current Academic Year

Students will understand the fundamentals of permutations, combinations, and probabilities.

Describe the assessment of the Student Learning Outcome.  
*Include in your description the assessment target or threshold.*

File Edit View Insert Format Tools Table

← → Paragraph **B** *I* [Text Alignment] [List] [List]

Math 202: Mathematics of Games (Spring 2021): The expectation is that 80% of the class will score above a 75% on the test covering permutations, combinations, and probabilities. This outcome was increased from the 2018-2019 (FY19) year, which is the last time the course was taught.

Plan Item Files + File + Folder  
There are no attachments.

11. You should then enter appropriate information into the next 4 boxes which read

***“Student Learning Outcome Description”***

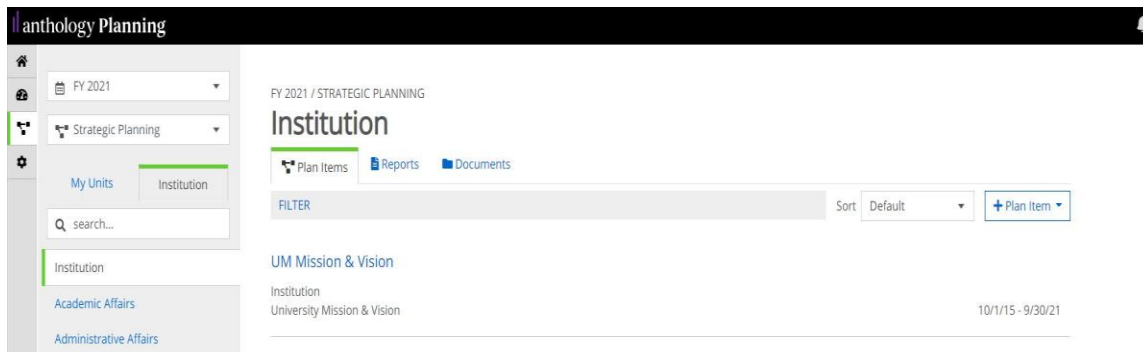
***“Describe the assessment of the Student Learning Outcome”***

*Do not enter any information into the next 3 boxes. You have now completed the required data entry for this new (FY2022) Student learning outcome. Save this outcome by scrolling to the bottom of the screen and clicking “Done.”*

*You will be redirected to your main SLO FY2022 screen. You can select the next SLO item or add a new Plan Item as shown above.*

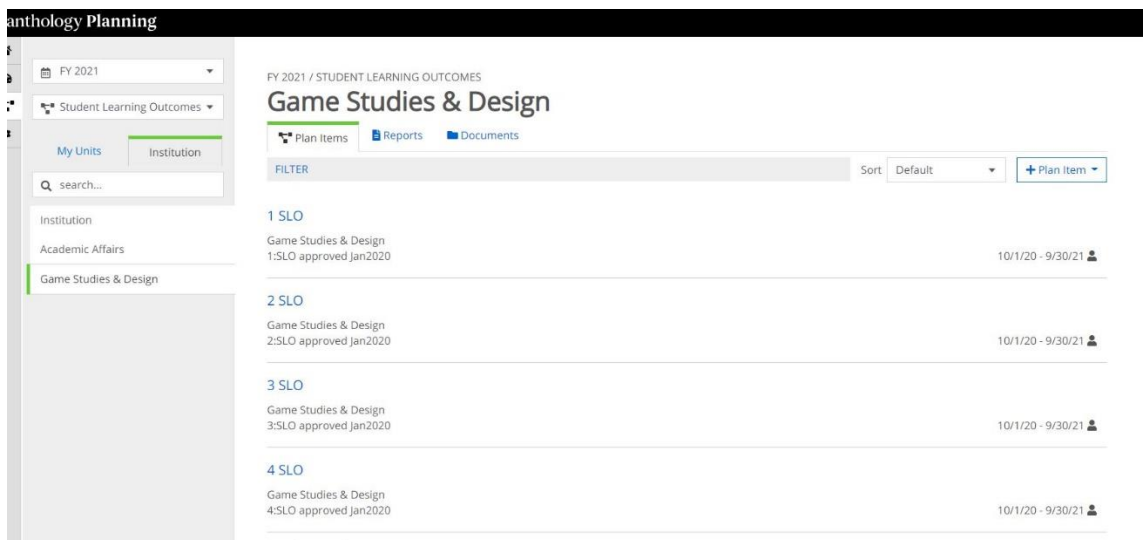
## Entering Your Results for Last Year's (FY2021) Student Learning Outcomes

When you first enter the system you will see a more watered down version of this screen



1. Where the above picture shows “FY2021”, you can select your appropriate SLO planning year. In this case you will select “FY2021”. In other words FY2021 should be your default, but be sure.
2. Where the above picture shows “Strategic Plan”, you will want to select “Student Learning Outcomes”
3. You can then click “My Unit” to get to your specific academic unit.

You will then see a screen that looks like this for your specific unit already populated with SLO information from your FY2021 SLO plan.



1. Click on your first SLO. You will see the following screen.

The first 4 boxes should already be populated: **Number, Start, End, Title.**

2. The next box should be populated with information from your FY2020 SLO assessment report. If this box is not already populated you should go to your [FY2020 SLO](#) assessment report which is still in Anthology. You should then copy information from the box at the bottom of each Goals screen that reads,

***“What changes will be made to the program in the upcoming academic year to improve or further improve student learning based on the analysis of the data?”***

for each of your Goals in FY2020 plan onto a word document. So, if you have 5 goals you could have up to 5 different entries that you would have copied onto a word document.

Go back to your FY2021 SLO page and continue by copying one of the entries into the box in the above picture that reads,

**“In the previous academic year's SLO report, the following planned changes to the program based on the analysis of the data were indicated.”**

3. You should then enter appropriate information related to that previous year's information into the next box which reads,

**“Were the planned changes from the previous academic year's report successfully implemented as indicated?”**

- The next 2 boxes should be already populated with information on your FY2021 SLOs that you previously entered in Spring 2020. That is when your new outcomes for FY2021 were initially determined.

#### Student Learning Outcome Description

Current Academic Year

Students will understand the fundamentals of permutations, combinations, and probabilities.

#### Describe the assessment of the Student Learning Outcome.

Include in your description the assessment target or threshold.

File Edit View Insert Format Tools Table

← → Paragraph **B** *I* [List icons]

Math 202: Mathematics of Games: The expectation is that 80% of the class will score above a 75% on the test covering permutations, combinations, and probabilities.

#### Plan Item Files

There are no attachments.

[+ File](#) [+ Folder](#)

### “Student Learning Outcome Description”

Already populated.

### “Describe the assessment of the Student Learning Outcome.”

Already populated.



**“Will assessment of this particular Student Learning Outcome continue in the upcoming academic year?”**

If you did not meet your targets, it is strongly recommended that you indicate, “yes,” you will assess this outcome in the upcoming academic year.

6. Do not forget to click “Done” after you have entered your results, and then use appropriate navigation to add your results for the your next SLO goal.

Providing Department \*

 [Game Studies & Design](#)

Progress

 Delete

 Read View

**Done**