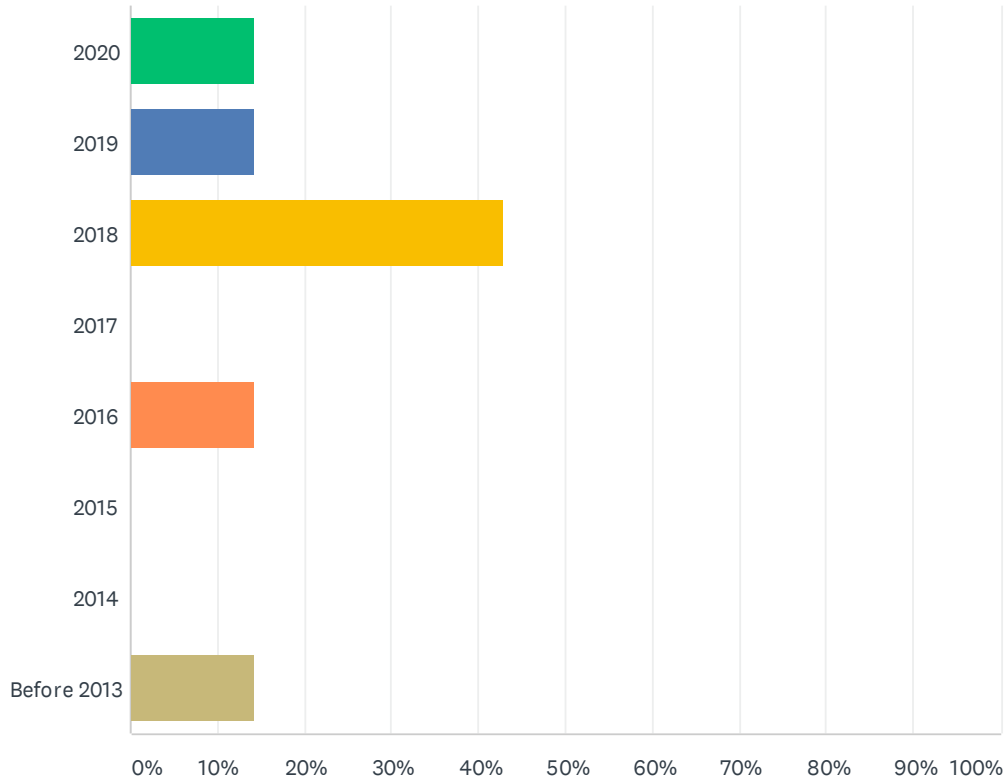


Q1 Year of Graduation:

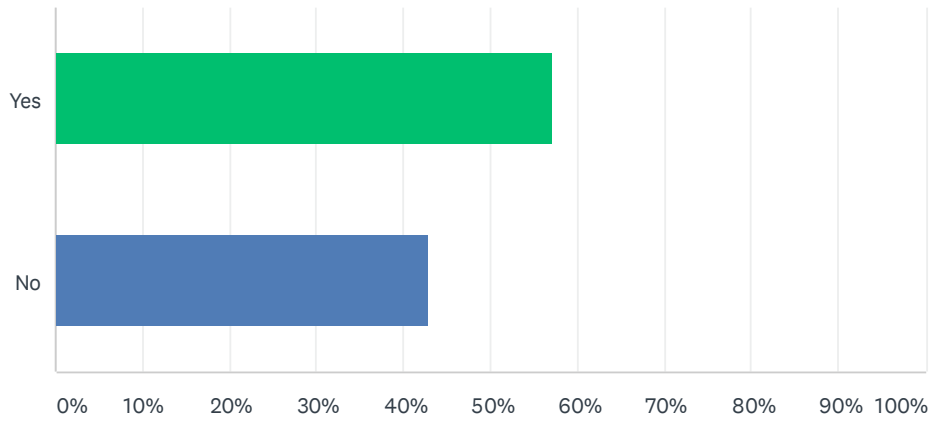
Answered: 7 Skipped: 0



| ANSWER CHOICES | RESPONSES | |
|----------------|-----------|----------|
| 2020 | 14.29% | 1 |
| 2019 | 14.29% | 1 |
| 2018 | 42.86% | 3 |
| 2017 | 0.00% | 0 |
| 2016 | 14.29% | 1 |
| 2015 | 0.00% | 0 |
| 2014 | 0.00% | 0 |
| Before 2013 | 14.29% | 1 |
| TOTAL | | 7 |

Q2 Are you employed in the field of Instructional Leadership:

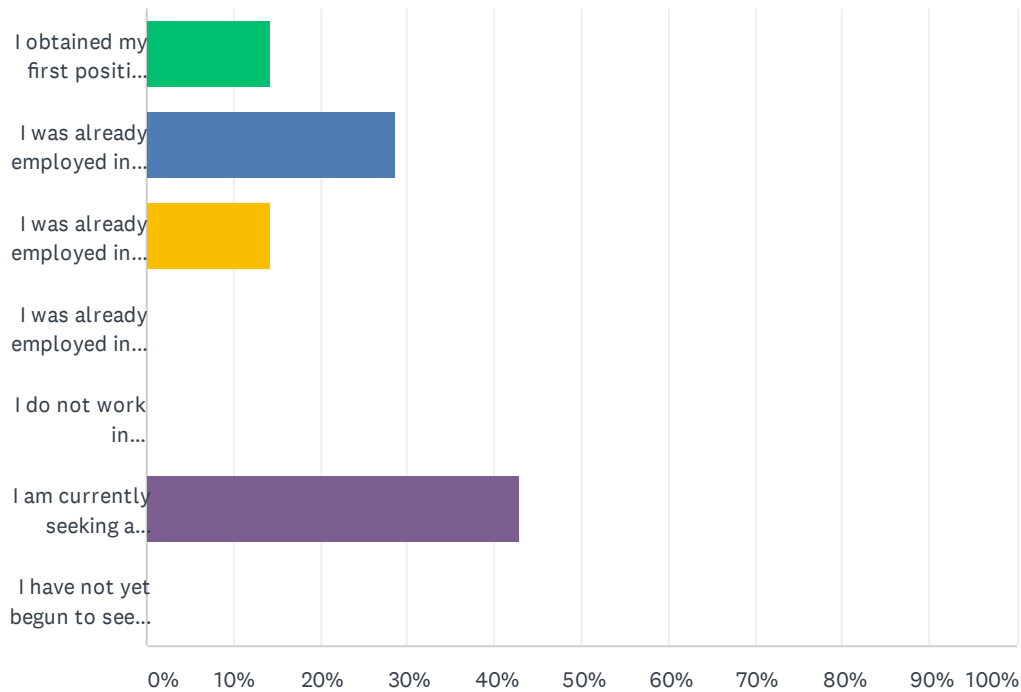
Answered: 7 Skipped: 0



| ANSWER CHOICES | | RESPONSES | |
|----------------|--|-----------|---|
| Yes | | 57.14% | 4 |
| No | | 42.86% | 3 |
| TOTAL | | | 7 |

Q5 After obtaining your Ed.S. degree in Instructional Leadership, indicate which of the following best applies to your employment situation:

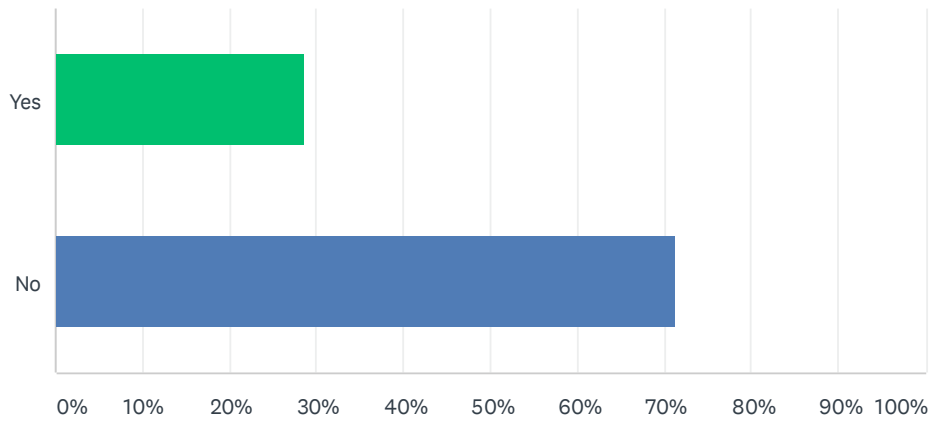
Answered: 7 Skipped: 0



| ANSWER CHOICES | RESPONSES | |
|--|-----------|----------|
| I obtained my first position in Instructional Leadership. | 14.29% | 1 |
| I was already employed in Instructional Leadership, and remained at the same position. | 28.57% | 2 |
| I was already employed in Instructional Leadership, and I advanced to a higher position within the same school system. | 14.29% | 1 |
| I was already employed in Instructional Leadership, and I advanced to a higher position in a different school system. | 0.00% | 0 |
| I do not work in Instructional Leadership. | 0.00% | 0 |
| I am currently seeking a position in Instructional Leadership. | 42.86% | 3 |
| I have not yet begun to seek a position in Instructional Leadership. | 0.00% | 0 |
| TOTAL | | 7 |

Q6 Have you obtained any other advanced degrees since obtaining your Ed.S. degree in Instructional Leadership?

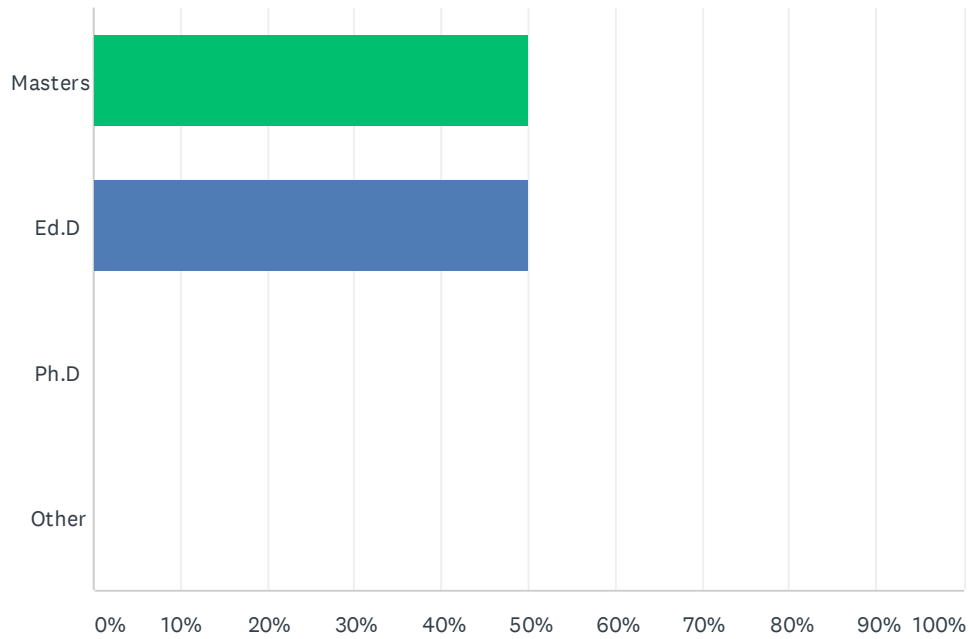
Answered: 7 Skipped: 0



| ANSWER CHOICES | RESPONSES | |
|----------------|-----------|---|
| Yes | 28.57% | 2 |
| No | 71.43% | 5 |
| TOTAL | | 7 |

Q7 If yes, what degree(s) did you obtain? (Check all that apply)

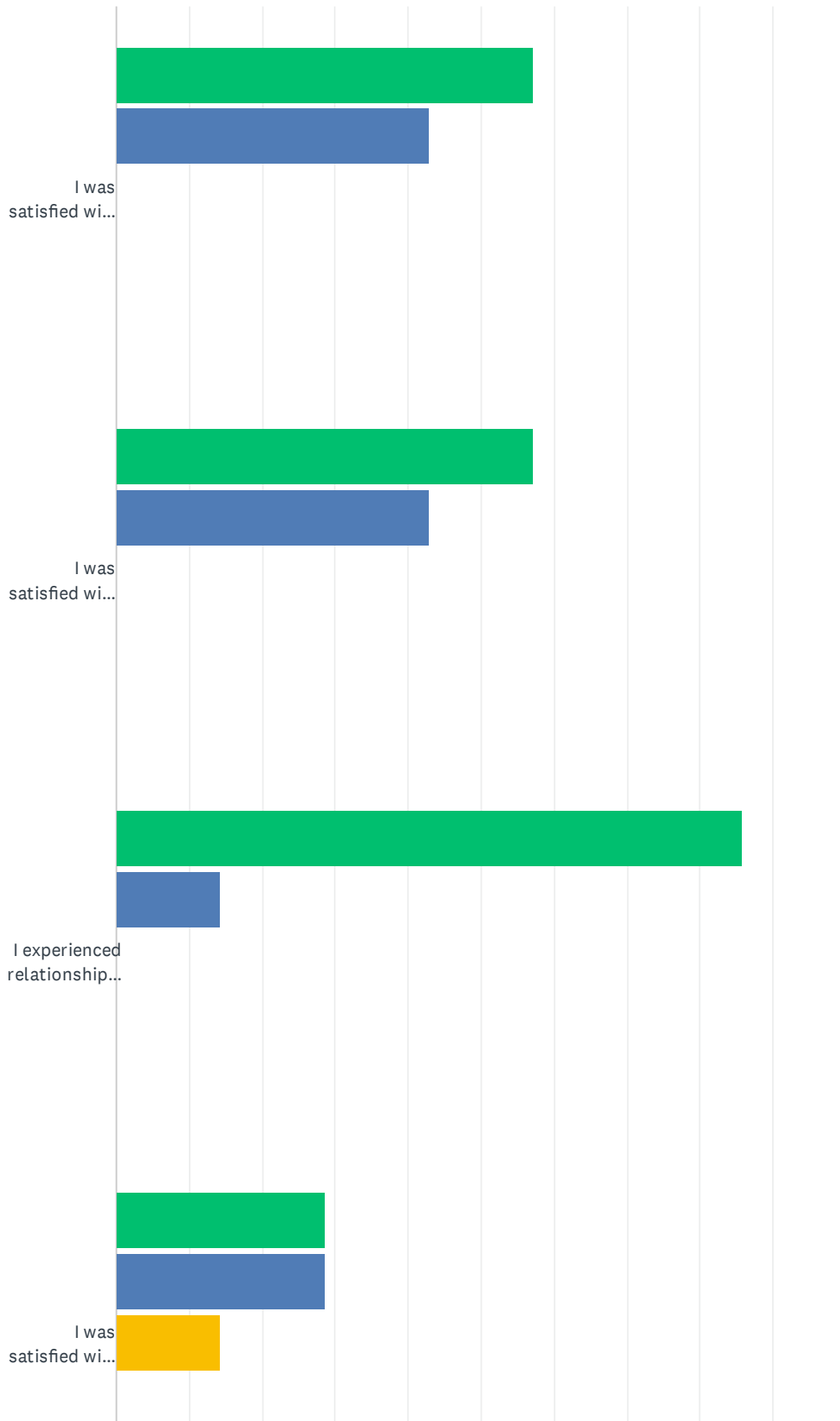
Answered: 2 Skipped: 5



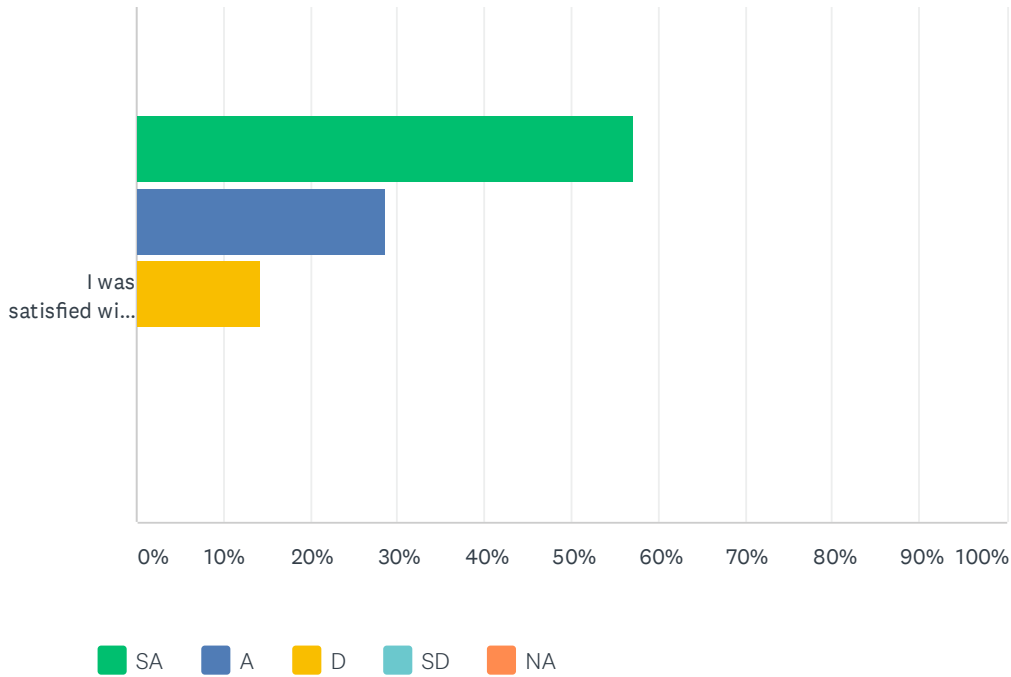
| ANSWER CHOICES | RESPONSES | |
|----------------------|-----------|---|
| Masters | 50.00% | 1 |
| Ed.D | 50.00% | 1 |
| Ph.D | 0.00% | 0 |
| Other | 0.00% | 0 |
| Total Respondents: 2 | | |

Q8 As a student in the College of Education and Human Development:

Answered: 7 Skipped: 0



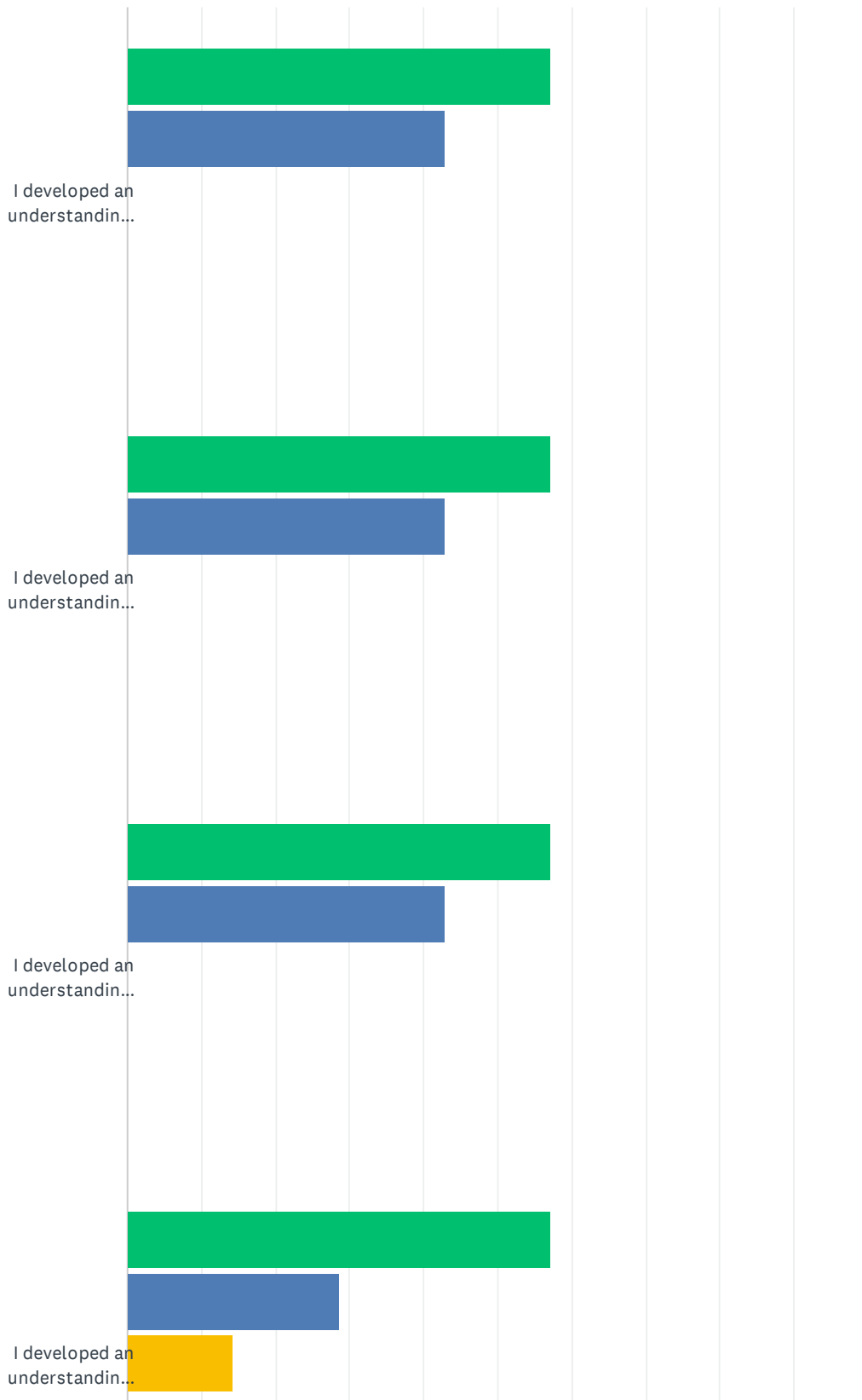


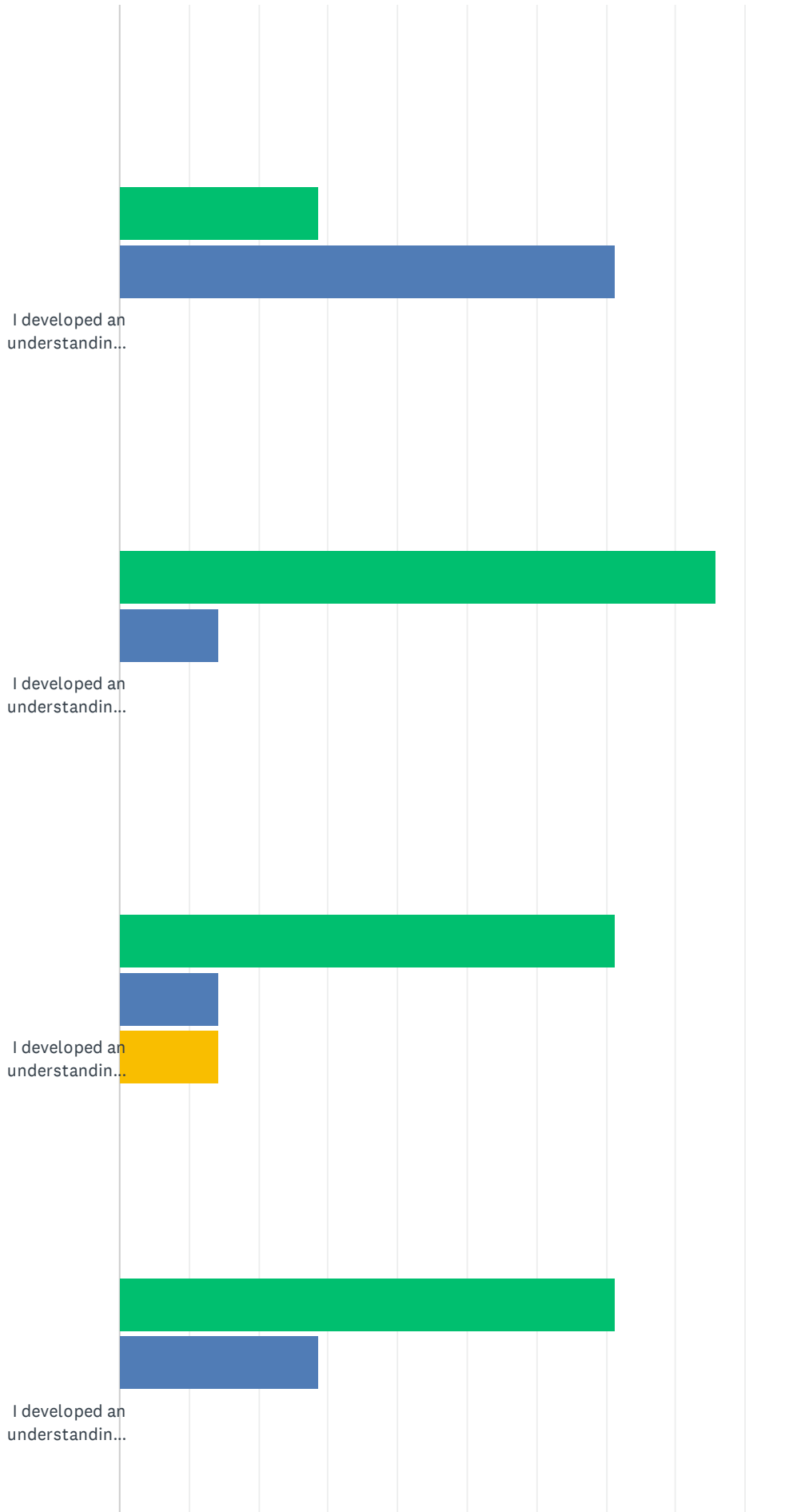


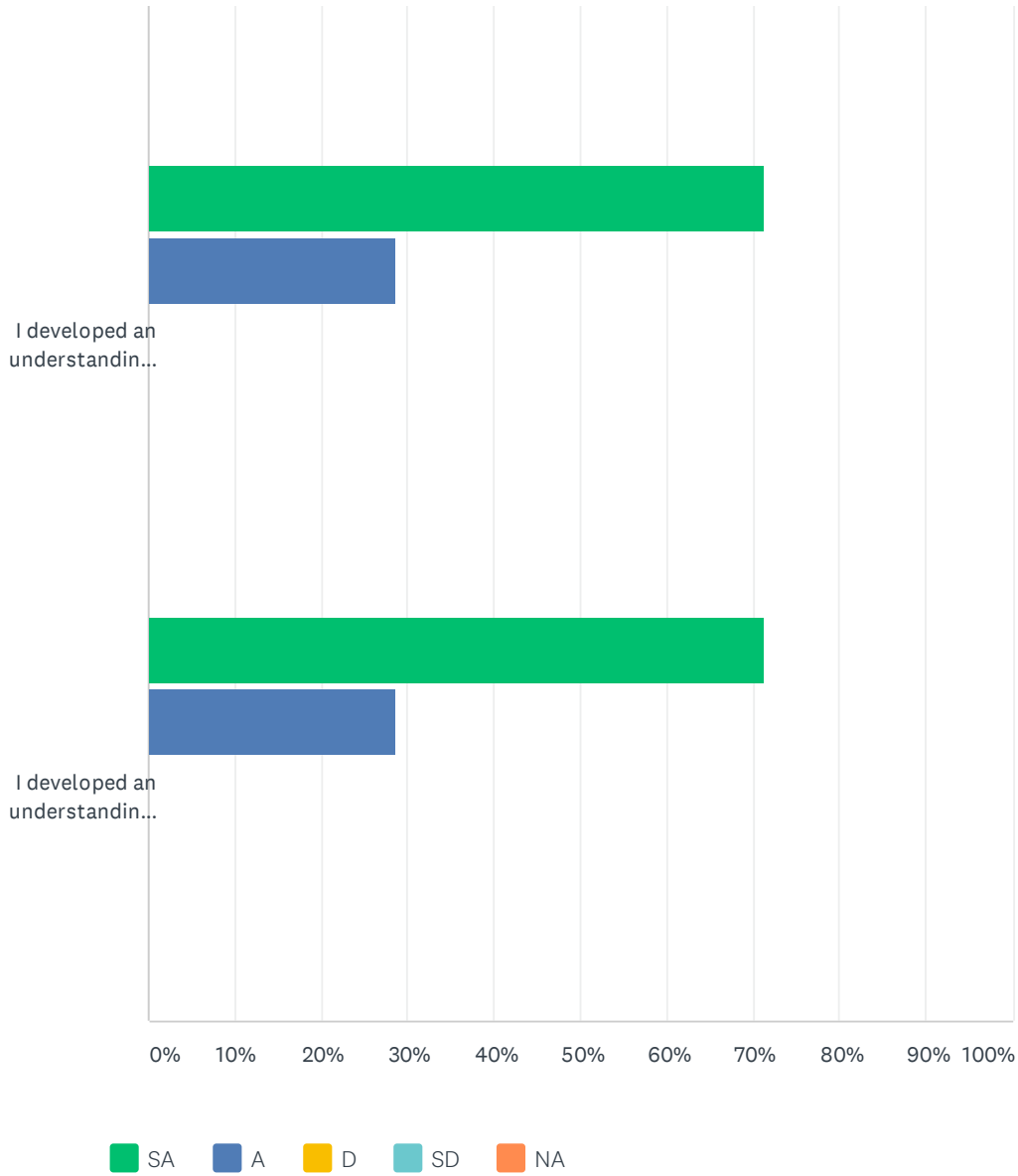
| | SA | A | D | SD | NA | TOTAL |
|--|-------------|-------------|-------------|------------|-------------|-------|
| I was satisfied with the admissions materials and process prior to beginning the program. | 57.14% 4 | 42.86% 3 | 0.00% 0 | 0.00% 0 | 0.00% 0 | 7 |
| I was satisfied with the quality of advising I received. | 57.14% 4 | 42.86% 3 | 0.00% 0 | 0.00% 0 | 0.00% 0 | 7 |
| I experienced relationships of mutual respect between faculty and students. | 85.71% 6 | 14.29% 1 | 0.00% 0 | 0.00% 0 | 0.00% 0 | 7 |
| I was satisfied with the availability of the Malone Curriculum Center. | 28.57% 2 | 28.57% 2 | 14.29% 1 | 0.00% 0 | 28.57% 2 | 7 |
| I was satisfied with the accessibility of technology resources. | 42.86% 3 | 42.86% 3 | 14.29% 1 | 0.00% 0 | 0.00% 0 | 7 |
| I was satisfied with the support and information provided regarding testing (e.g. PRAXIS, COMPS, etc.) | 0.00% 0 | 0.00% 0 | 0.00% 0 | 0.00% 0 | 0.00% 0 | 0 |
| I was satisfied with the support and information provided regarding exit portfolio development. | 0.00% 0 | 0.00% 0 | 0.00% 0 | 0.00% 0 | 0.00% 0 | 0 |
| I was satisfied with the support and information provided regarding advanced certification | 57.14% 4 | 28.57% 2 | 14.29% 1 | 0.00% 0 | 0.00% 0 | 7 |
| I was satisfied with the support and information provided regarding the action research project. | 57.14% 4 | 28.57% 2 | 14.29% 1 | 0.00% 0 | 0.00% 0 | 7 |

Q9 As an Instructional Leadership candidate in the College of Education and Human Development:

Answered: 7 Skipped: 0



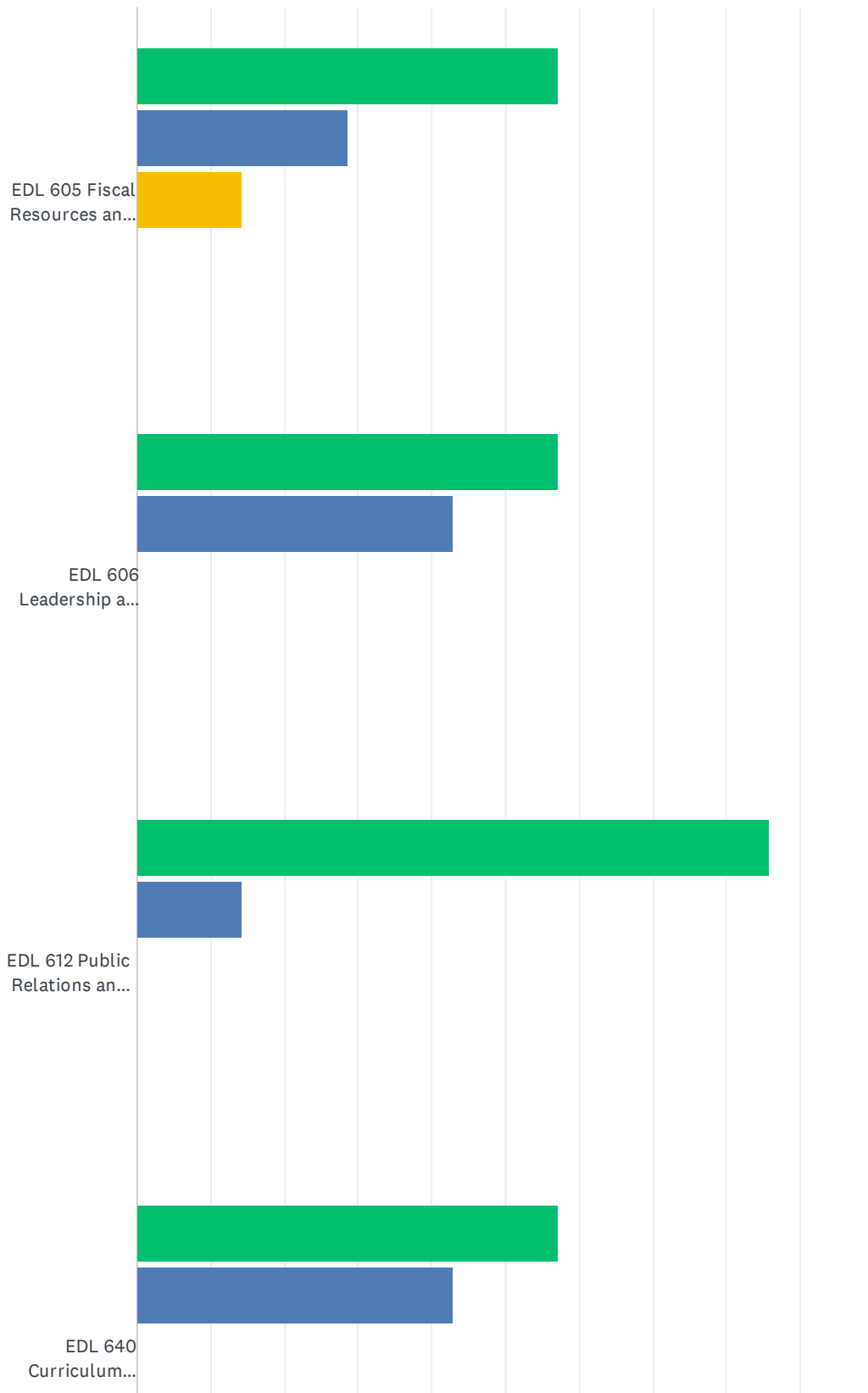


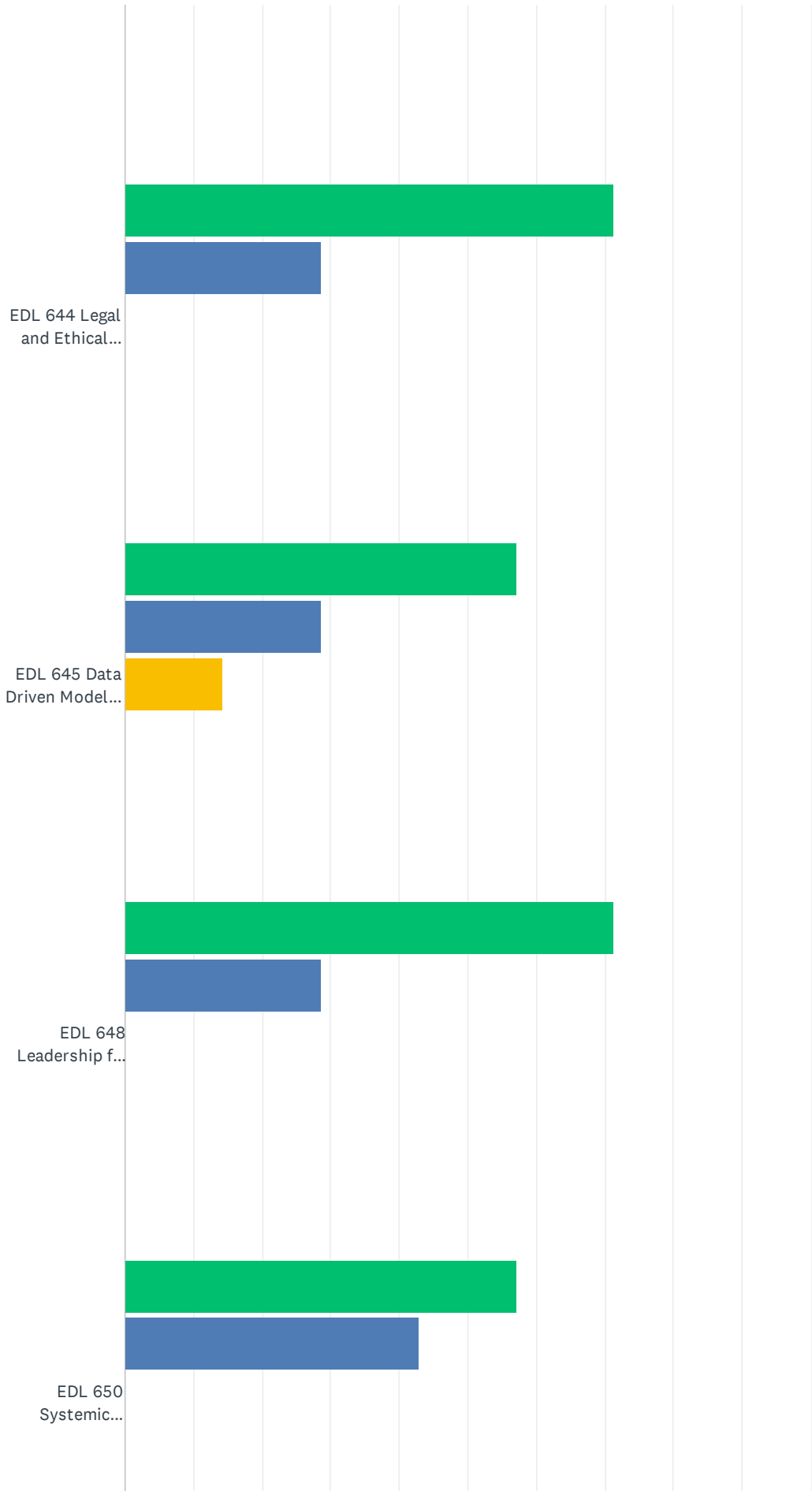


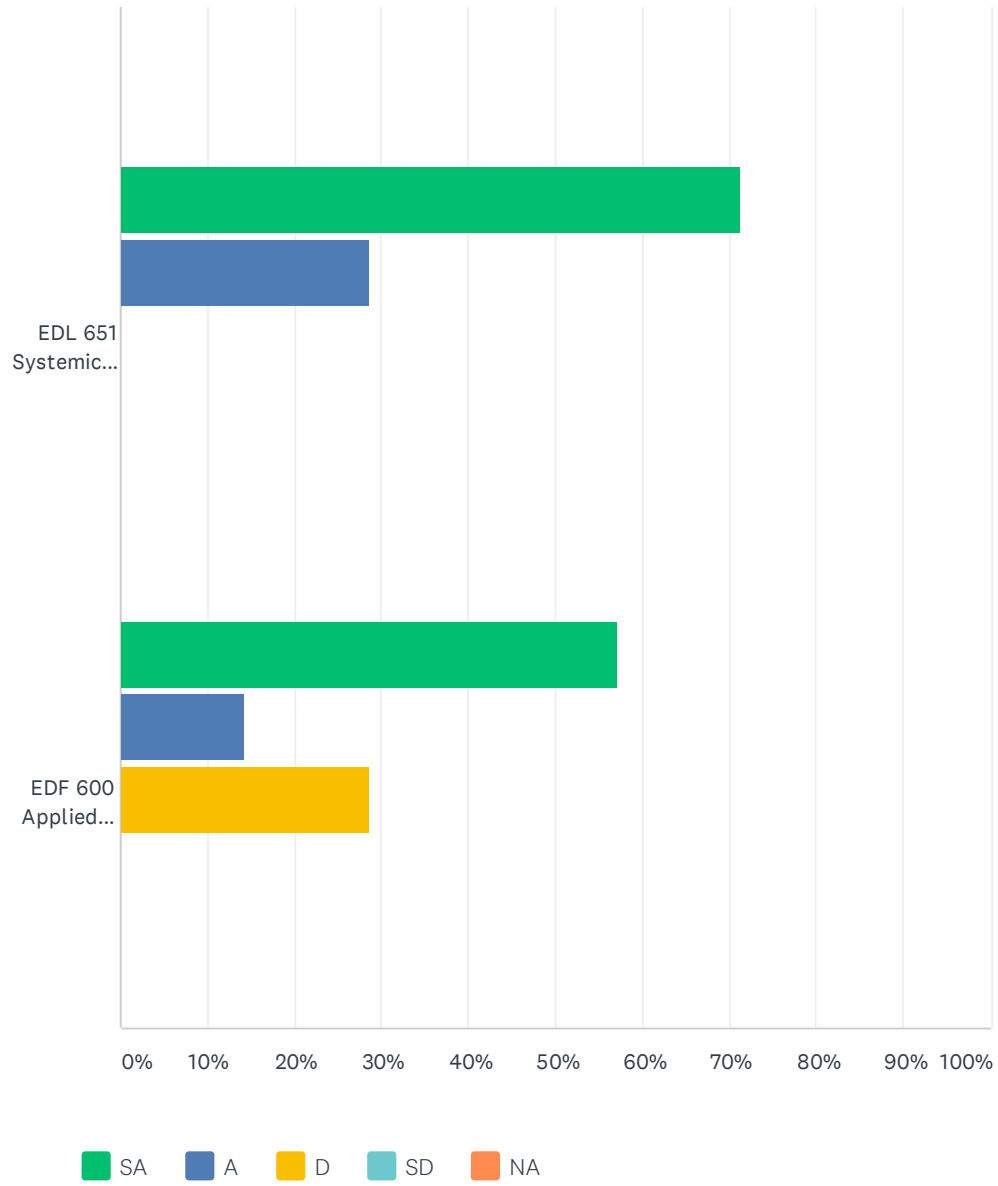
| | SA | A | D | SD | NA | TOTAL |
|---|-------------|-------------|-------------|------------|------------|-------|
| I developed an understanding of, and ability to, engage the school community in developing and maintaining a shared vision for school improvement. | 57.14% 4 | 42.86% 3 | 0.00% 0 | 0.00% 0 | 0.00% 0 | 7 |
| I developed an understanding of, and ability to, collect, analyze, and interpret data in order to make informed decisions related to continuous school improvement. | 57.14% 4 | 42.86% 3 | 0.00% 0 | 0.00% 0 | 0.00% 0 | 7 |
| I developed an understanding of, and ability to, work collaboratively with staff and others to establish and accomplish goals. | 57.14% 4 | 42.86% 3 | 0.00% 0 | 0.00% 0 | 0.00% 0 | 7 |
| I developed an understanding of, and ability to, promote and monitor the success of all students in the learning environment by collaboratively aligning curriculum with expected outcomes and standards. | 57.14% 4 | 28.57% 2 | 14.29% 1 | 0.00% 0 | 0.00% 0 | 7 |
| I developed an understanding of, and ability to, recruit, select, organize, evaluate, and mentor faculty and staff to accomplish school and system goals. | 28.57% 2 | 71.43% 5 | 0.00% 0 | 0.00% 0 | 0.00% 0 | 7 |
| I developed an understanding of, and ability to, recognize and respond effectively to the needs of various cultural, political, socio-economic, racial/ethnic, and other special interest groups in the school and community. | 85.71% 6 | 14.29% 1 | 0.00% 0 | 0.00% 0 | 0.00% 0 | 7 |
| I developed an understanding of, and ability to, plan, implement, and evaluate the effective integration of current technologies and electronic tools in teaching, management, research, and communication. | 71.43% 5 | 14.29% 1 | 14.29% 1 | 0.00% 0 | 0.00% 0 | 7 |
| I developed an understanding of, and ability to, manage the organization, its personnel, facilities, and financial resources. | 71.43% 5 | 28.57% 2 | 0.00% 0 | 0.00% 0 | 0.00% 0 | 7 |
| I developed an understanding of, and commitment to demonstrating honesty, integrity, and fairness. | 71.43% 5 | 28.57% 2 | 0.00% 0 | 0.00% 0 | 0.00% 0 | 7 |
| I developed an understanding of, and commitment to upholding school policies and practices that are consistent with current legal and ethical standards for professional educators. | 71.43% 5 | 28.57% 2 | 0.00% 0 | 0.00% 0 | 0.00% 0 | 7 |

Q10 The following required core courses were valuable in preparing me for my profession:

Answered: 7 Skipped: 0







| | SA | A | D | SD | NA | TOTAL |
|---|-------------|-------------|-------------|------------|------------|-------|
| EDL 605 Fiscal Resources and Business Management | 57.14% 4 | 28.57% 2 | 14.29% 1 | 0.00% 0 | 0.00% 0 | 7 |
| EDL 606 Leadership and Mentor Training | 57.14% 4 | 42.86% 3 | 0.00% 0 | 0.00% 0 | 0.00% 0 | 7 |
| EDL 612 Public Relations and Community Resources | 85.71% 6 | 14.29% 1 | 0.00% 0 | 0.00% 0 | 0.00% 0 | 7 |
| EDL 640 Curriculum Problems and Issues | 57.14% 4 | 42.86% 3 | 0.00% 0 | 0.00% 0 | 0.00% 0 | 7 |
| EDL 644 Legal and Ethical Issues | 71.43% 5 | 28.57% 2 | 0.00% 0 | 0.00% 0 | 0.00% 0 | 7 |
| EDL 645 Data Driven Models for Curriculum Development | 57.14% 4 | 28.57% 2 | 14.29% 1 | 0.00% 0 | 0.00% 0 | 7 |
| EDL 648 Leadership for Educational Equity and Social Justice | 71.43% 5 | 28.57% 2 | 0.00% 0 | 0.00% 0 | 0.00% 0 | 7 |
| EDL 650 Systemic Planning and Design for School Improvement | 57.14% 4 | 42.86% 3 | 0.00% 0 | 0.00% 0 | 0.00% 0 | 7 |
| EDL 651 Systemic Evaluation of School Improvement | 71.43% 5 | 28.57% 2 | 0.00% 0 | 0.00% 0 | 0.00% 0 | 7 |
| EDF 600 Applied Research in Education and Behavioral Sciences | 57.14% 4 | 14.29% 1 | 28.57% 2 | 0.00% 0 | 0.00% 0 | 7 |