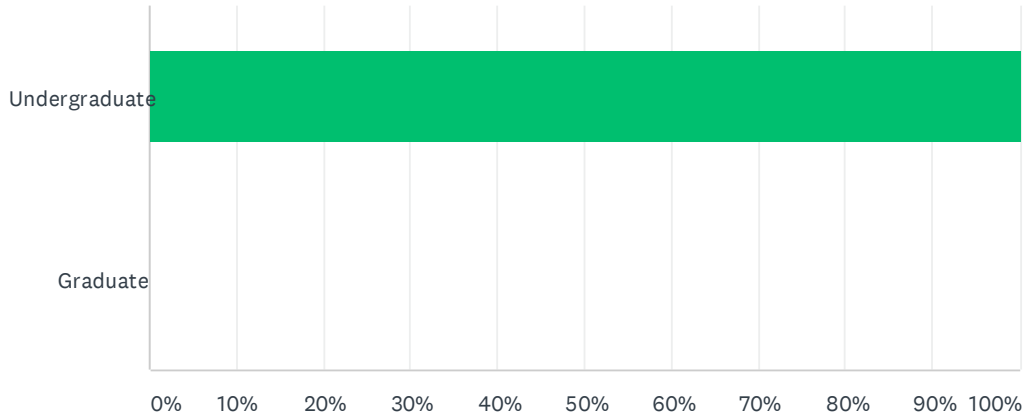


Q1 Level:

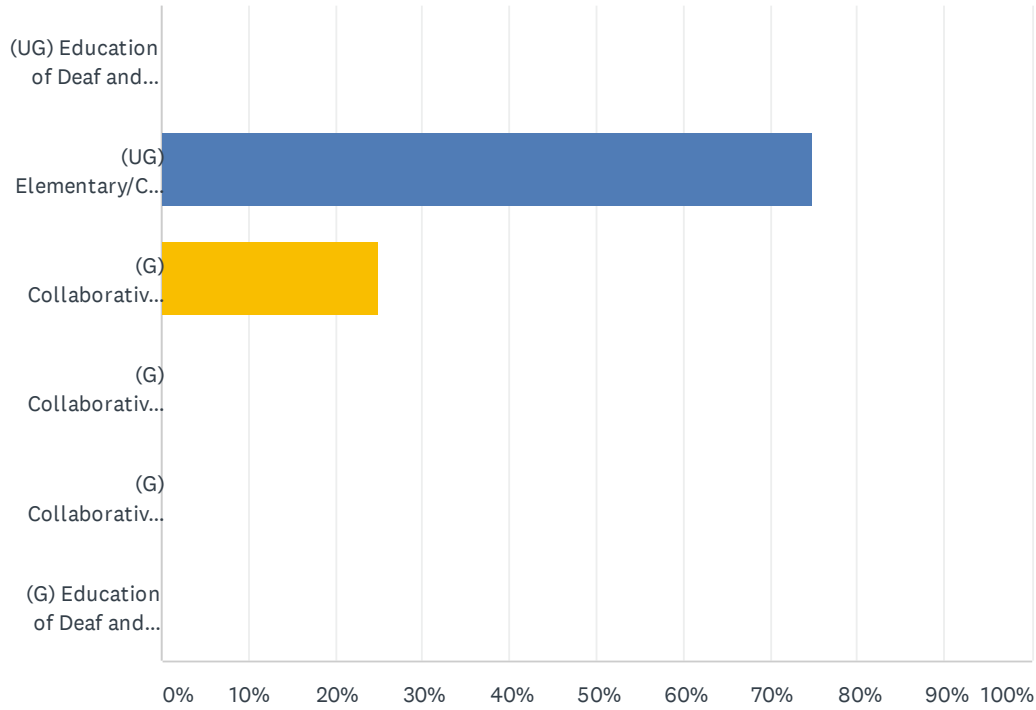
Answered: 8 Skipped: 0



ANSWER CHOICES	RESPONSES	
Undergraduate	100.00%	8
Graduate	0.00%	0
Total Respondents: 8		

Q2 Major

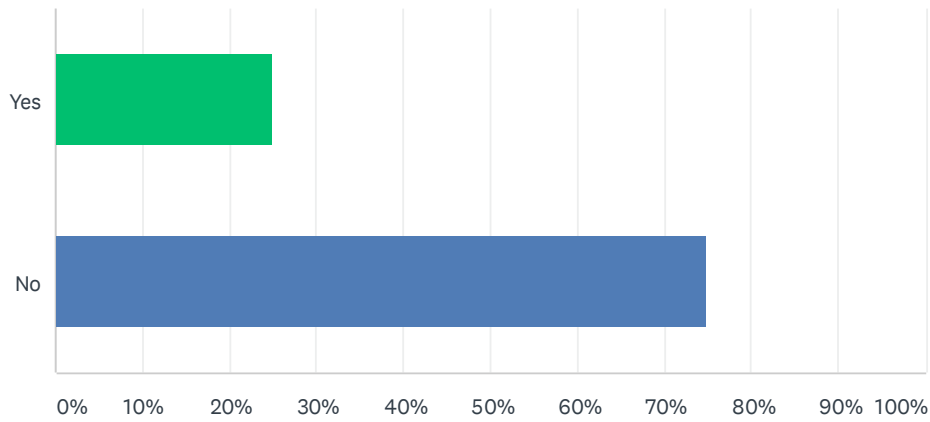
Answered: 8 Skipped: 0



ANSWER CHOICES	RESPONSES	
(UG) Education of Deaf and Hard of Hearing	0.00%	0
(UG) Elementary/Collab	75.00%	6
(G) Collaborative K-6	25.00%	2
(G) Collaborative 6-12	0.00%	0
(G) Collaborative K-12	0.00%	0
(G) Education of Deaf and Hard of Hearing	0.00%	0
Total Respondents: 8		

Q7 If you are an Undergraduate student, do you intend to enroll in Graduate Studies?

Answered: 8 Skipped: 0



ANSWER CHOICES	RESPONSES	
Yes	25.00%	2
No	75.00%	6
TOTAL		8

Q8 If you answered YES to question 7, what is your projected enrollment date?

Answered: 2 Skipped: 6

#	RESPONSES	DATE
1	2022	11/29/2020 11:52 AM
2	Spring 2020	11/22/2020 2:37 PM

Q9 If you answered YES to question 7, where do you plan to enroll?

Answered: 2 Skipped: 6

#	RESPONSES	DATE
1	Montevallo	11/29/2020 11:52 AM
2	The University of Montevallo	11/22/2020 2:37 PM

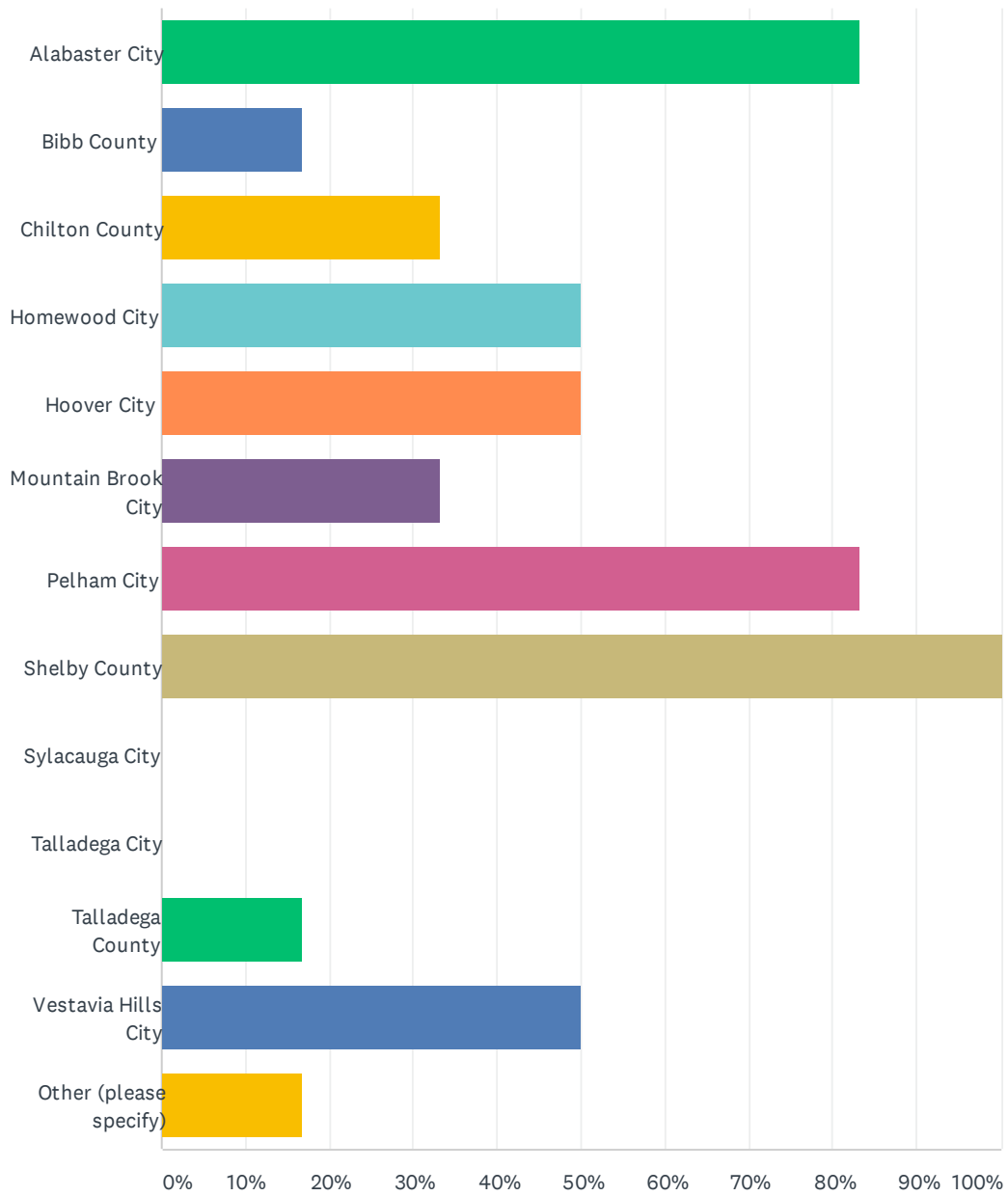
Q10 If you already know where you will be employed, please indicate the school, school district, and grade:

Answered: 1 Skipped: 7

#	RESPONSES	DATE
1	Helena Elementary School, Shelby County Schools, Behavior Unit	12/2/2020 10:39 AM

Q11 If you have not received a teaching job, but intend to look for one, what school district(s)?

Answered: 6 Skipped: 2

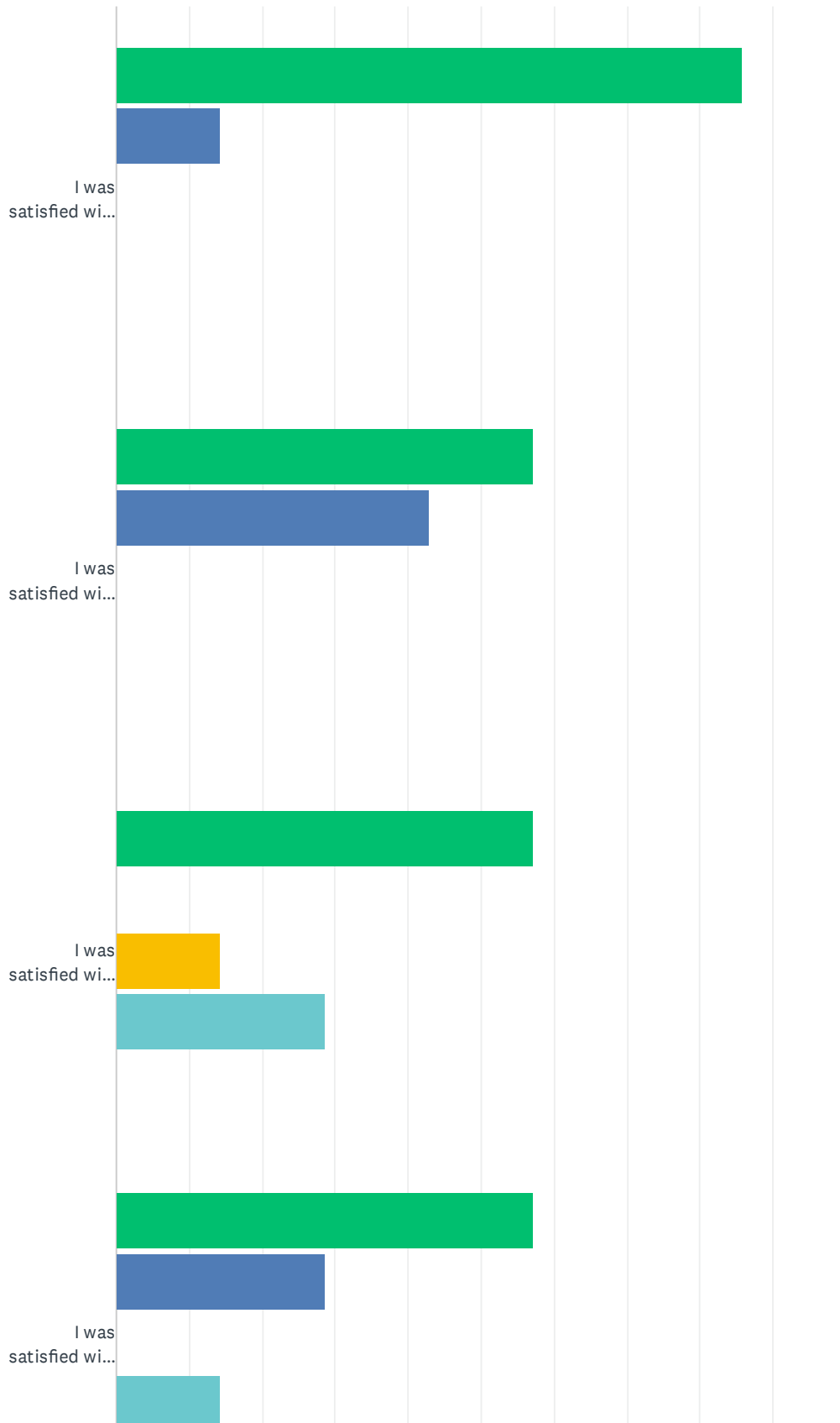


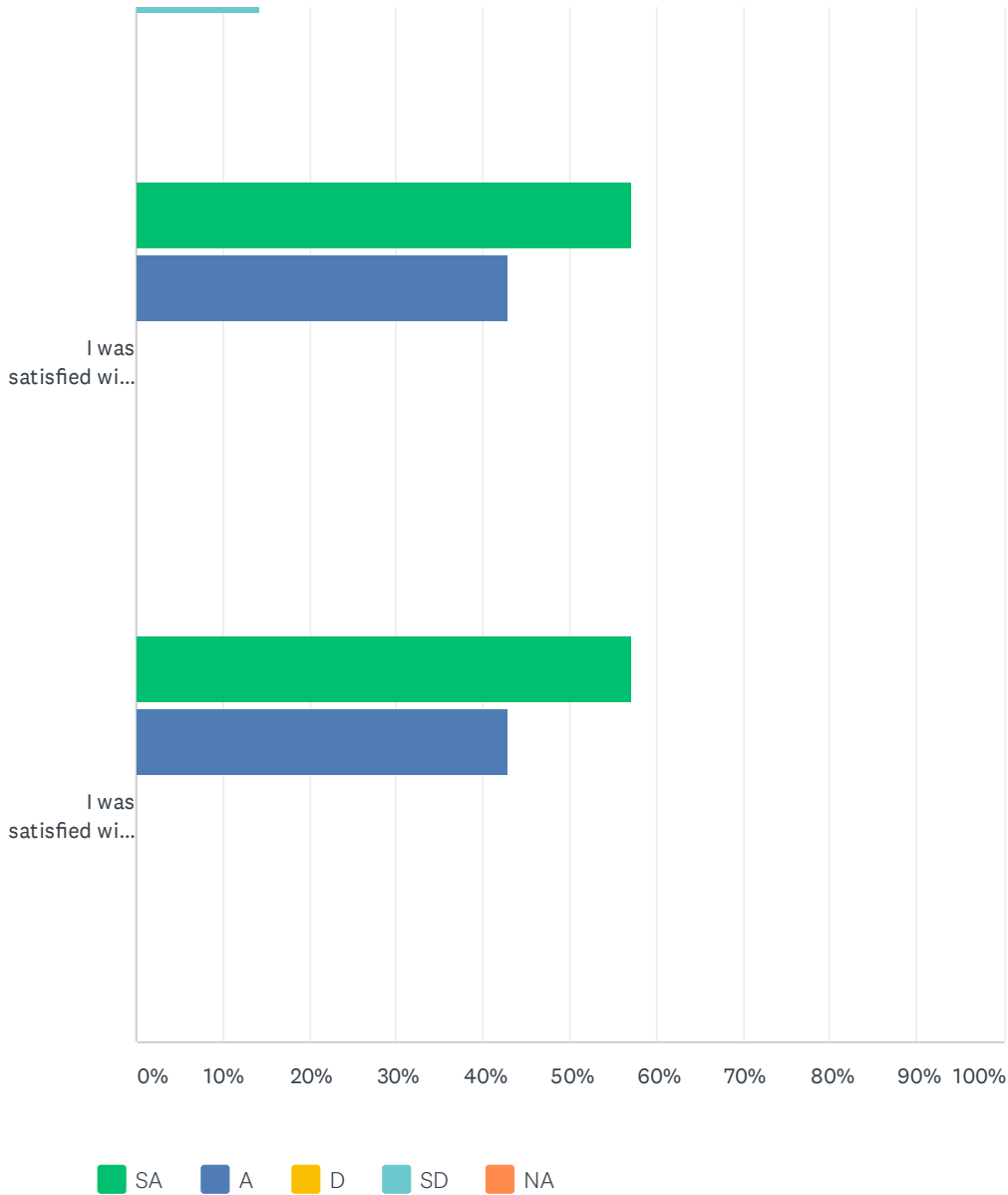
ANSWER CHOICES	RESPONSES	
Alabaster City	83.33%	5
Bibb County	16.67%	1
Chilton County	33.33%	2
Homewood City	50.00%	3
Hoover City	50.00%	3
Mountain Brook City	33.33%	2
Pelham City	83.33%	5
Shelby County	100.00%	6
Sylacauga City	0.00%	0
Talladega City	0.00%	0
Talladega County	16.67%	1
Vestavia Hills City	50.00%	3
Other (please specify)	16.67%	1
Total Respondents: 6		

#	OTHER (PLEASE SPECIFY)	DATE
1	Mobile County	11/17/2020 9:58 PM

Q12 As a student in the College of Education and Human Development:

Answered: 7 Skipped: 1

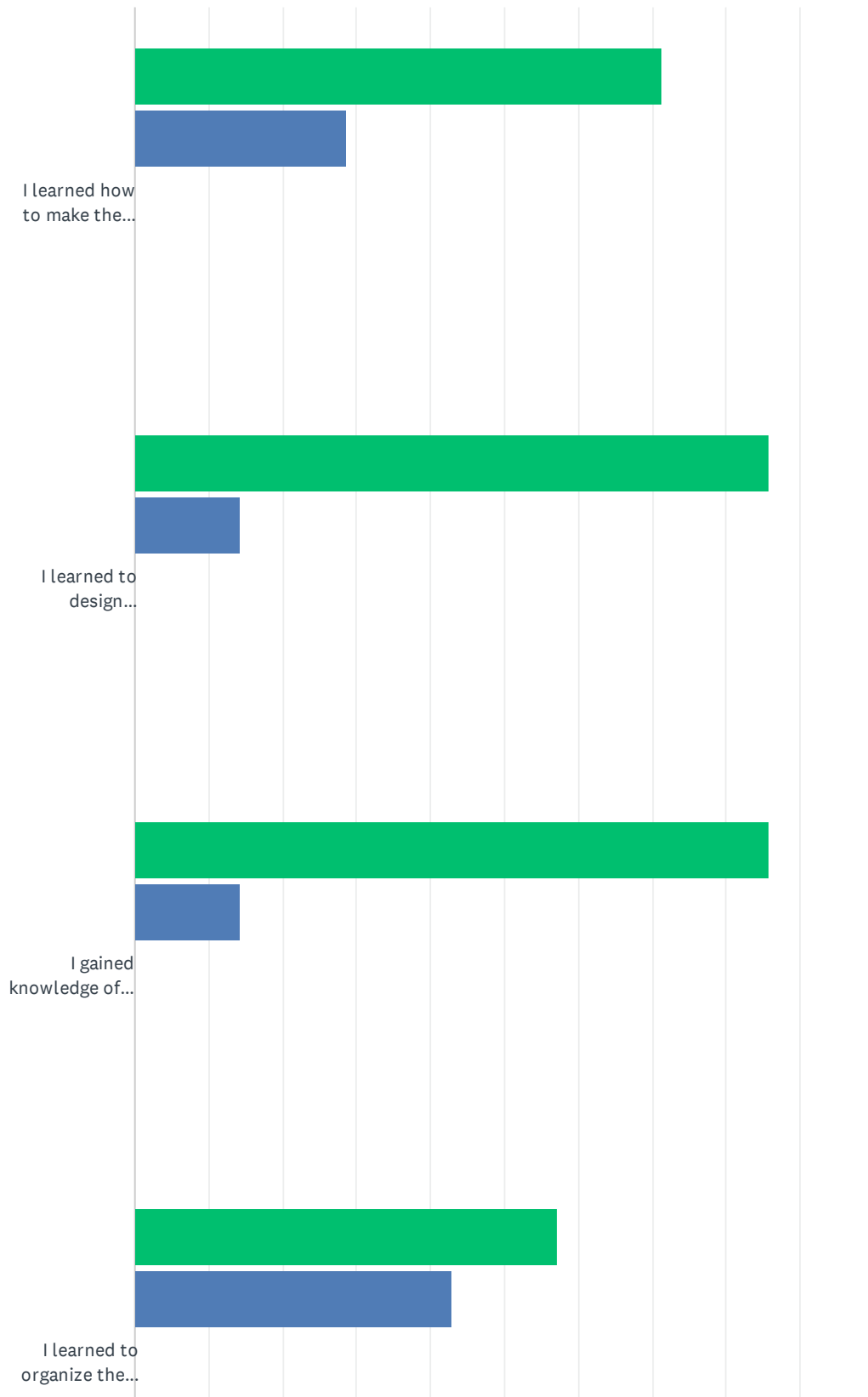


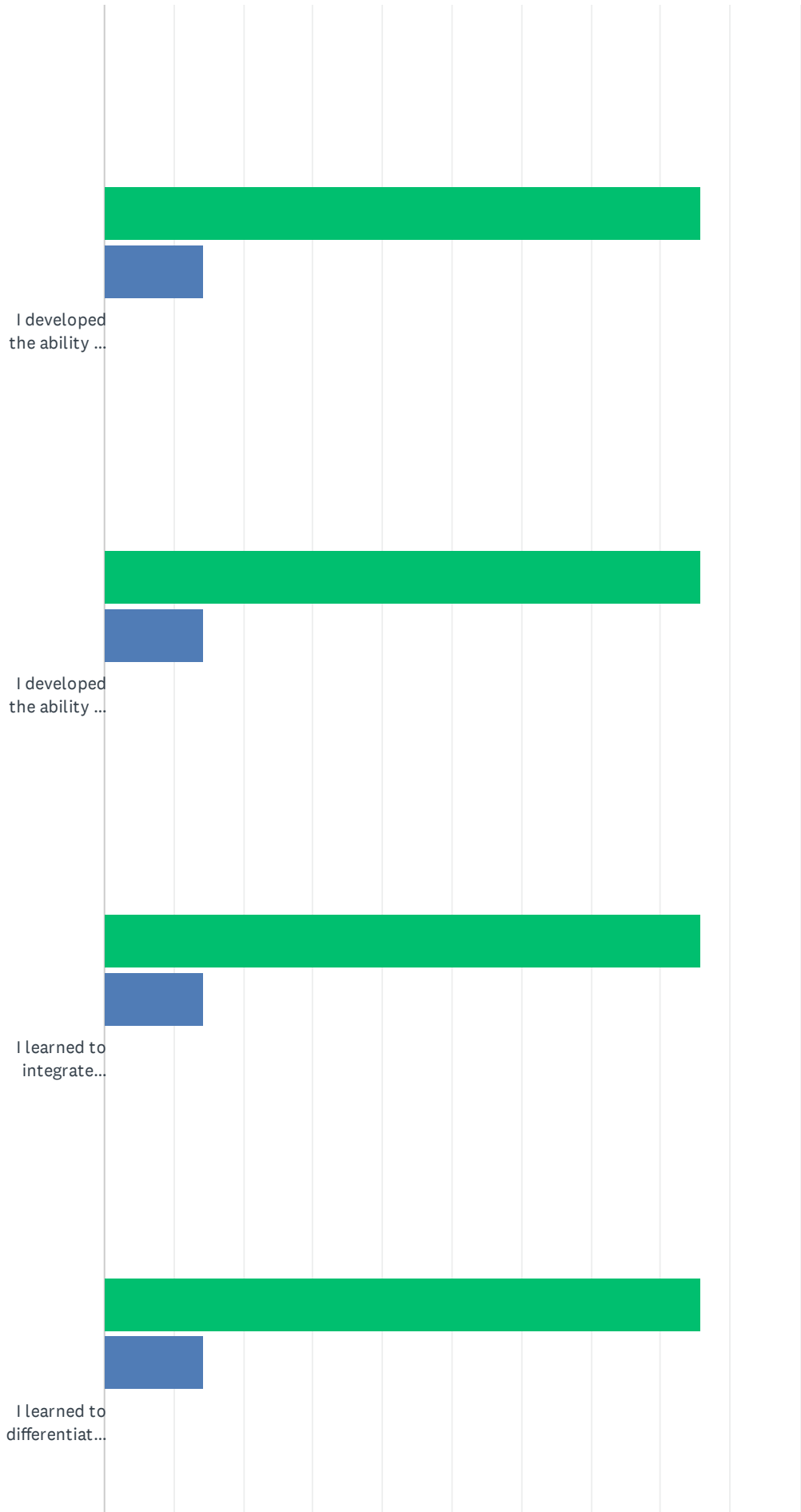


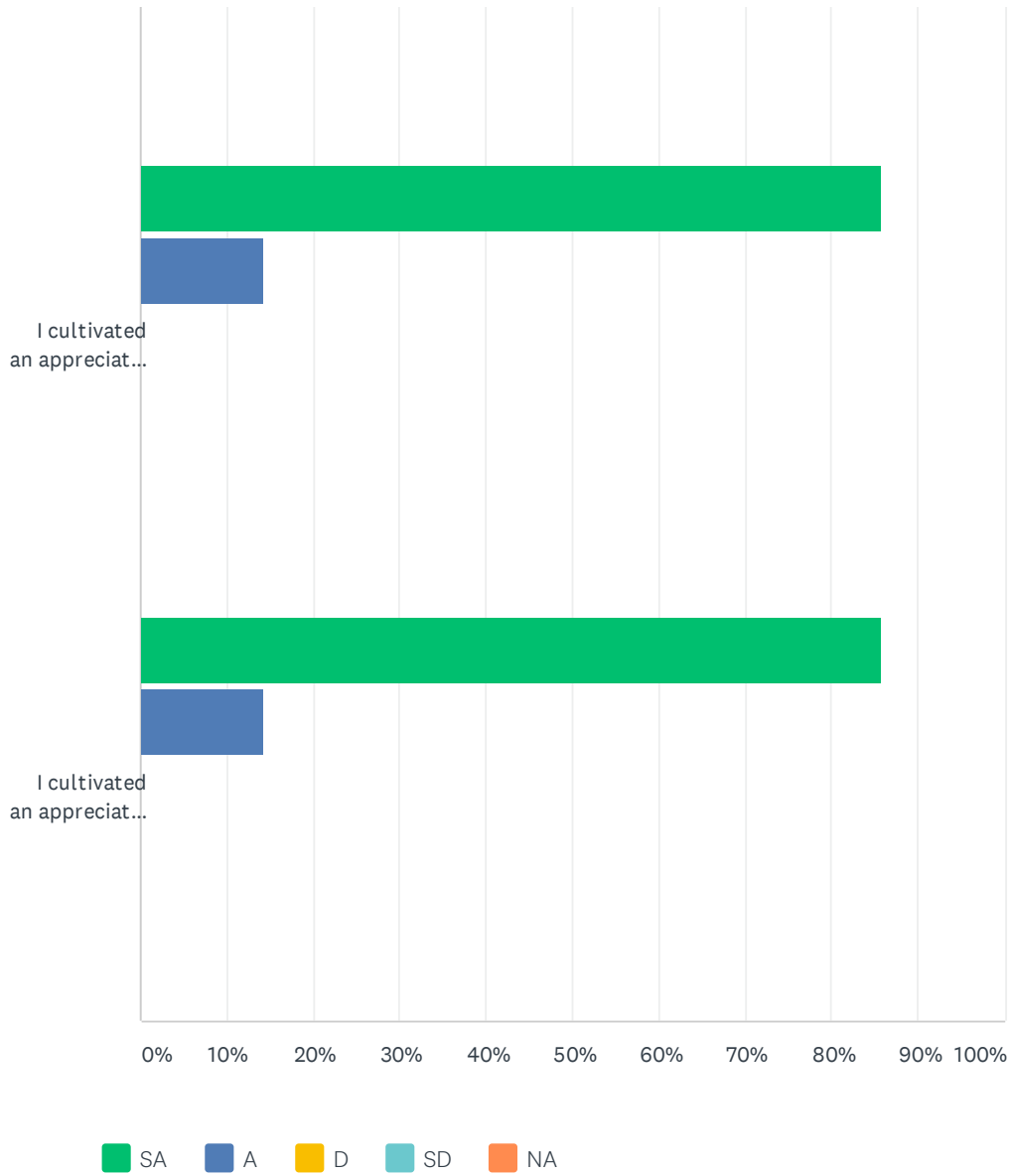
	SA	A	D	SD	NA	TOTAL
I was satisfied with the quality of advising I received.	85.71% 6	14.29% 1	0.00% 0	0.00% 0	0.00% 0	7
I was satisfied with the accessibility of technology resources.	57.14% 4	42.86% 3	0.00% 0	0.00% 0	0.00% 0	7
I was satisfied with the support and information provided regarding testing (e.g. Core Academic Skills for Educators, PRAXIS II, etc.).	57.14% 4	0.00% 0	14.29% 1	28.57% 2	0.00% 0	7
I was satisfied with the support and information provided regarding edTPA.	57.14% 4	28.57% 2	0.00% 0	14.29% 1	0.00% 0	7
I was satisfied with the support and information provided regarding teacher certification.	57.14% 4	42.86% 3	0.00% 0	0.00% 0	0.00% 0	7
I was satisfied with the support and information provided regarding field and clinical placements, including internships.	57.14% 4	42.86% 3	0.00% 0	0.00% 0	0.00% 0	7

Q13 As a pre-service teacher in the College of Education and Human Development (UG or Alt. M.Ed.):

Answered: 7 Skipped: 1







	SA	A	D	SD	NA	TOTAL
I learned how to make the subject matter in my teaching field meaningful for all students.	71.43% 5	28.57% 2	0.00% 0	0.00% 0	0.00% 0	7
I learned to design instruction according to national, state, and local curriculum standards.	85.71% 6	14.29% 1	0.00% 0	0.00% 0	0.00% 0	7
I gained knowledge of human development and its relationship to classroom instruction.	85.71% 6	14.29% 1	0.00% 0	0.00% 0	0.00% 0	7
I learned to organize the classroom and manage student behavior.	57.14% 4	42.86% 3	0.00% 0	0.00% 0	0.00% 0	7
I developed the ability to use a wide-range of research-based instructional strategies.	85.71% 6	14.29% 1	0.00% 0	0.00% 0	0.00% 0	7
I developed the ability to use a variety of assessment strategies to measure impact on student learning.	85.71% 6	14.29% 1	0.00% 0	0.00% 0	0.00% 0	7
I learned to integrate reading and writing in all content areas.	85.71% 6	14.29% 1	0.00% 0	0.00% 0	0.00% 0	7
I learned to differentiate instruction for students with a variety of learning styles and preferences.	85.71% 6	14.29% 1	0.00% 0	0.00% 0	0.00% 0	7
I cultivated an appreciation for, and a commitment to collaboration with colleagues for the betterment of students.	85.71% 6	14.29% 1	0.00% 0	0.00% 0	0.00% 0	7
I cultivated an appreciation for, and a commitment to adherence to ethical and professional practices.	85.71% 6	14.29% 1	0.00% 0	0.00% 0	0.00% 0	7

Q14 List specific strengths of your degree program:

Answered: 1 Skipped: 7

#	RESPONSES	DATE
1	edTPA preparation Engaged and passionate faculty Program's rapport among community	12/2/2020 10:41 AM

Q15 List growth areas for your degree program:

Answered: 2 Skipped: 6

#	RESPONSES	DATE
1	There were a lot of professors that showed extreme favoritism to certain students. Because of this, I felt overlooked. I also felt like I was not taken seriously by a certain professor.	12/2/2020 10:42 AM
2	Practical application opportunities Less-stressful edTPA draft process	12/2/2020 10:41 AM